

inspire joy of life
MEYRA®



iCHAIR MEYLIFE
THE POWER OF LIFE



iCHAIR MEYLIFE

THE POWER OF LIFE

MEYRA'S INTELLIGENT POWER WHEELCHAIR

The high-grade iCHAIR MEYLIFE is ideally suited for complex medical conditions; additional options can be retrofitted. Its high degree of modularity enables precise customisation to the individual needs of the user. Permanent, all-day use indoors and out makes independent mobility possible.

The iCHAIR MEYLIFE was specially designed for the following medical conditions:

- ✓ Tetraplegia, Duchenne muscular dystrophy, SMA
- ✓ Traumatic brain injury
- ✓ Multiple sclerosis
- ✓ ICP, infant brain damage
- ✓ Paraplegia
- ✓ Obesity
- ✓ Parkinson's, stroke
- ✓ Leg amputations
- ✓ Geriatric fittings

Full steam ahead – despite the limitations, Christoph Wehn-Stenger gives his all, day in day out. The iCHAIR MEYLIFE supports him in a vast range of situations, both in his free time and at work. What particularly impresses Christoph about the power wheelchair:

DYNAMIC ELEGANCE	6
e-POWER PERFORMANCE	8
HIGH-LIGHT	10
MORE SAFETY	12



OVERVIEW

MULTIFUNCTIONAL 3D HEADREST

Different joints and profile rails for precise horizontal, vertical and angular adjustment, headrest with mouldable cushion and memory function for easy removal

BIOMECHANICS

Biomechanical back adjustment by 80° incl. 15 cm length compensation, biomechanical armrests that lower by up to 45° in line with the back angle

LEGREST

Particularly stable and compact design, flexible adjustment of the legrest retainer in width and depth, electrical adjustment options for the angle, length and footplate angle - for excellent ergonomics

SIDE BOLSTERS

Additional support of the seat cushion

LATERAL SEAT RAILS

Grooves on the outside and inside for easy attachment and positioning of accessories, such as belt systems

CABLE ROUTING

Cable connections with plug & play principle for quick and easy addition of electrical components. The cable chain nestles inconspicuously into the recess below the seat plate when the lift is retracted and protects the cables against external damage

FULL PANELLING

A visual extra and protection against corrosion for connectors and cables

LIGHTING SYSTEM

Energy-saving, reduced rear light design and eye-catching dynamic indicators

FENDER

For the 10" and 14" wheels, prevents soiling of wheelchair and clothing


ALL-WHEEL SUSPENSION

Each wheel can react individually to unevenness for optimised reduction of impact



DESIGN MEETS FUNCTIONALITY

Modern design and high-quality technology - the iCHAIR MEYLIFE unites both in a well thought-out concept. The visually appealing and multifunctional power wheelchair combines the proven quality of the iCHAIR family with completely new, intelligent components. The full panelling makes the technology almost invisible. Not that the sophisticated arrangement of modular cable harnesses and service interfaces need hide - the electrical components are grouped for easy maintenance.



SEATING SYSTEM

The seat pan can be individually adapted in width and depth without replacing parts. Perfect for quick economical reuse.




ELECTRIC CASTOR WHEEL LOCK

At the push of a button, the castor wheels can be locked and the driving speed is automatically reduced to 3 km/h, preventing the castor wheels from swivelling out, for instance when loading or reversing. (currently under development)



A TOUCH OF COLOUR

Rim and armrest inserts and dynamic stripes available in five accent colours:



polar white magic blue red metallic lemon reflex sun yellow

Stylish, modern design with matt black full panelling

MODERN DESIGN

Strikes the right tone - Christoph values the individualised colour design and the sporty, elegant appearance of the iCHAIR MEYLIFE.

The look plays a key role in the feel-good factor. That's why the iCHAIR MEYLIFE power base is fully enclosed. Coloured dynamic stripes, and rim and armrest inserts give the power wheelchair an individual character. An all-round harmonious, reduced and modern design.

DYNAMIC ELEGANCE

IT'S SHOWTIME – MULTI-TALENTED

Christoph is mad about music. Whether through headphones in the office or at his sister's rehearsal at the theatre – relaxation is pre-programmed!

With the iCHAIR MEYLIFE, the legrest, lift, tilt and back can be adjusted mechanically or by infinitely variable electrical means.

The biomechanical back with lowering armrest provides for length compensation of 15 cm. The complete mechanics are compactly accommodated on the rear unit. This design allows for maximum flexibility in customisation.



Sitting, tilting, lying down – change positions intuitively and quickly with the iCHAIR MEYLIFE. The electronic lift makes sure you communicate eye-to-eye.

e-POWER
PERFORMANCE

With the biomechanical back, the armrests lower by up to 45° when the backrest reaches a horizontal position.

HIGH- LIGHT



MODERN LIGHTING CONCEPT

See and be seen – adequate lighting enhances safety, especially in the dark. But Christoph and the iCHAIR MEYLIFE also do visibly well on stage!

The LED indicators with dynamic running light effect, inspired by the car industry, fit perfectly with the modern technology of the wheelchair. The bright LED lights running from the inside outwards send clear signals as well as being a real eye-catcher. The headlights and rear lights of the iCHAIR MEYLIFE are also extra bright and yet energy-saving.



THE SEAL OF INDIVIDUALITY

Individual customisation? No problem! The iCHAIR MEYLIFE has been awarded the MY Individual label, meaning that we can create a tailor-made product solution for you, adapted to your needs. We want to help each individual achieve more mobility - contact us!

www.meyra.de/my-individual

MORE SAFETY



Even if it's a long day in the office - the iCHAIR MEYLIFE is built for all-day use and with its electrical adjustment options ensures relaxation and the necessary comfort.



With all-wheel suspension and electric castor wheel lock (currently under development).



QUALITY AND SAFETY

Quality you can rely on – modular and durable. High-quality components with long-term supply of spare parts make the iCHAIR MEYLIFE a reliable power wheelchair. All-wheel suspension ensures safety and comfort in any position. Edges and bumps can be overcome more safely, as each wheel can react individually. The wheelbase is 2 cm longer than the other chassis versions in the iCHAIR family and provides additional stability. The castor wheel lock (currently under development) prevents the castor wheels from swivelling out, for instance when moving over ramps.



By the way: The iCHAIR MEYLIFE is ISO crash tested. MEYRA also tests function and safety beyond the required standards with increased load. Performance on uneven ground, inclines and declines is scrutinised on a test track, in addition to speed and braking distance.



DISCONNECTION OF POWER SUPPLY

Easy disconnection of the power supply for longer standstill periods or for transport in a car or plane.



In his everyday life, Christoph needs a wheelchair that supports him in his day-to-day challenges. With the iCHAIR MEYLIFE lift, Christoph reaches his goal.



CHRISTOPH WEHN-STENGER

Following a swimming accident in 2003, Christoph is impaired from the C7 vertebra downwards. Although his mobility is restricted, that doesn't stop him from being independent. He successfully runs a spare parts business. The compact iCHAIR MEYLIFE facilitates life for Christoph, whether at work in the office or in his free time. His sister Jaqueline is also a source of great support. She helps him wherever she can, and Christoph in turn often supports her mentally. Together they make a great team and we are delighted to have met them.

THE POWER OF LIFE

> SPECIFICATIONS

Thanks to partial integration into the iCHAIR modular system, a fitting with the iCHAIR MEYLIFE is particularly economical. A high quality, precisely adapted fitting is achieved with minimal effort.

Seat width in mm	380 – 530
Seat depth in mm	400 – 550
Seat height ^{1) 2) 3)} in mm	400 – 500
Back height ³⁾ in mm	500 – 600
Lower leg length ^{1) 3)} in mm	340 – 480
Armrest height ^{1) 3)} in mm	220 – 380
Length with footrests min. in mm	1,120 – 1,220
Transport length in mm	860 – 910
Width, ready to move, min. in mm	600 – 820
Height without headrest in mm	930 – 1,200
Obstacle height in mm	70
Turning radius min. (with footrests) in mm	940
Ground clearance in mm	70

Weights

Min. transport weight empty in kg	133 – 195
Max. user weight incl. additional load in kg	120/160
Permissible total weight incl. options in kg	370
Max. additional load in kg	10

Properties



Speed in km/h	6/10
Motor power W	220/300/350
Range with battery 60 Ah max. in km	30
Range with battery 80 Ah max. in km	40
Permitted uphill/downhill gradient in per cent	8.5° / 15 %
Castor wheels in inches	9" / 10"
Drive wheels in inches	12.5" / 14"
Seat tilt, electrical, in degrees	0° to 30° / 0° to 50°
Back angle, electrical in degrees	-10° to 50° / 0° to 60° / 0° to 80°
Lift in mm	300

Dimensions in mm, weights in kg, wheels in inches, speed in km/h, dimension tolerance ± 10 mm, Data subject to design changes.

- ¹⁾ Seating systems contoured cushion/Netti/Ride
- ²⁾ measured with 0° seat angle
- ³⁾ measured to seat pan

MEYRA GmbH

 Meyra-Ring 2
D-32689 Kalletal-Kalldorf

 Tel. +49 5733 922 - 0
 Fax +49 5733 922 - 9311

 info@meyra.de

www.meyra.de