



REHA

Products

REHA



*inspire
joy of life*

Daily routine means that we perform many activities subconsciously, as their constant repetition has made them become a habit. By contrast, every move an elderly or disabled person makes demands their full concentration. Intelligent products tailored to the needs of people with limited mobility help them to cope with daily living. This brochure outlines some of our rehabilitation products.

At a glance

BATHROOM & TOILET



**HCDB
WHEELED COMMODE**
PAGE 4




**HCDA
WHEELED COMMODE**
PAGE 5



**MCWET WHEELED SHOWER
CHAIR & COMMODE**
PAGE 6




**TOILET SEAT RAISERS
& ARMRESTS**
PAGE 8



DUBASTAR
PAGE 10



MOBALUX
PAGE 11




**STAINLESS STEEL
HANDRAILS**
PAGE 12

WALKING




**IDEAL
ROLLATOR**
PAGE 14


SITTING & LYING



**PETERMANN TRANSFER
& REPOSITIONING AIDS**
PAGE 16



CATAPULT SEAT
PAGE 17



**LUMBAR SUPPORT &
ARTHRODESIS CHAIR**
PAGE 18



MATRIX 1.100
PAGE 20

DAILY LIVING



HOISTS & ACCESSORIES
PAGE 22



DAILY LIVING AIDS
PAGE 26



SLIP BAG
PAGE 27



FOR MORE PRODUCTS AND INFORMATION
VISIT WWW.MEYRA.COM

HCDB WHEELED COMMUNE



HCDB wheeled commode

Order no. 83 09 09 8

Commode bucket with lid

Order no. 206 700 200

The powder coated version of the HCDB wheeled commode features a particularly durable and robust frame. Thanks, in particular, to the cured, powder coated surface, the wheelchair is well protected against corrosion and contamination. The standard equipment includes a white seat pan cut out in the middle section, a padded, closed seat cushion and a commode bucket.

HCDA WHEELED COMMODE

The chrome-plated version of the HCDA wheeled commode features a particularly durable and robust frame. The impact-resistant surface scores especially well in environments where a high level of cleanliness is crucial. The standard equipment includes a white seat pan cut out in the middle section, a padded, closed seat cushion and a toilet bucket. More common features of the HCDB commode wheelchair and HCDA commode wheelchair can be found here :



Optionally available with central brake for front wheels

HCDA wheeled commode

Order no. 83 08 09 8

- + Detachable backrest**
- + Armrests fold down**
automatically lock into place when pulled up
- + Suitable for standard toilet bowls**
Max. height for clearance 41.5 cm (without commode bucket)
- + 5" wheels**
rear wheels with lock



Commode bucket with lid

Order no. 206 700 200

Height adapter 50 mm (4 parts incl. attachment kit)

Order no. 10 66 86 8

	HCDA	HCDB
Width	560 mm	560 mm
Height	990 mm	990 mm
Depth, incl. legrests	950 mm	910 mm
Seat width / seat depth	450 / 430 mm	450 / 430 mm
Back height	440 mm	440 mm
Lower leg length	450 - 500 mm	450 - 500 mm
Max. height for clearance	415 mm 465 mm ¹⁾	415 mm 470 mm
Hygiene aperture	220 x 240 mm	220 x 240 mm
Weight	14 kg	14 kg
Load capacity	120 kg	120 kg
Colour	Chrome	Gray

¹⁾with height adapter 5 cm

MCWET WHEELED SHOWER CHAIR & COMMODE



with 24" drive wheels

Fixed axle

Order no. 80 13 03 9

Quick release axle (detachable 24" wheels)

Order no. 80 13 04 1



With 5" pivot wheels

Order no. 80 13 04 0

The McWet range comprises three high-quality, aluminium wheeled shower and commode chairs. All models comply with the scope of the Medical Aids Index (HMV). The 24" version is available with rigid or quick release axle.

- + Ball bearing**
low-friction and maintenance free
- + Swivel up Armrests**
- + Anatomically-shaped seat**
and firm back cushion
- + Detachable back**
for easy transport



Insertable cushion and seat cushion standard

Spare parts

Seat cushion complete with insert and bucket rails

Order no. 291 020 003

Insertable cushion for hygiene aperture

Order no. 30 10 212



Height-adjustable and fold-in legrests

	24"	5"
Width	630 mm	540 mm
Length with legrest	820 mm ¹⁾ 1,020 mm ²⁾	690 mm ¹⁾ 890 mm ²⁾
Height	950 mm	925 mm
Seat height	530 mm	530 mm
Seat width	430 mm	430 mm
Seat depth	420 mm	420 mm
Seat surface	430 x 420 mm	430 x 420 mm
Weight	17.5 kg	13 kg
Max. load	120 kg	120 kg
Max. height for clearance³⁾	450 mm	435 mm

¹⁾ folded in

²⁾ folded out

³⁾ 5 cm higher with height adapter

Accessories

Commode bucket

Order no. 206 700 200

Height adapter 5 cm, 24" (kit)

For model 80 13 03 9

Order no. 80 13 05 9

Height adapter 5 cm, 5" (kit)

For model 80 13 04 0 / 80 13 04 1

Order no. 80 13 06 1



B
BATHROOM
& TOILET

SAFETY IN THE BATHROOM

TOILET SEAT RAISERS

The toilet seat raisers enhance safety when using the toilet and are a helpful aid for supporting people with limited mobility.

- + Easy to clean**
- + Easy assembly**
- + High durability**



Molett toilet seat raiser

Order no. 30 11 53 2 (with lid)

Order no. 30 11 52 2 (without lid)

- Increase in seat height by approx. 10 cm
- Anatomical seat with hygiene cut-away sections



Trilett 2 toilet seat raiser

Order no. 30 11 49 2

- Integrated anatomical seat with lid
- Easy adjustment to three different heights
- Robust plastic armrests, swivel up and detachable

	Molett	Trilett 2
Width in mm	380 ¹⁾	570
Depth in mm	430	520
Height in mm	100	530 ²⁾ / 200 ³⁾
Aperture dimensions	210 x 270	215 x 260
Colour	white	white
Weight in kg	1 / 3	
Load capacity in kg	150	110

¹⁾ without screw connection

²⁾ incl. armrests

³⁾ armrests to seat



Toilet seat raiser 4575, soft

Order no. 84 51 24 0 (with lid)
Order no. 84 51 24 5 (without lid)

- with hygiene cut-away section
- Well-secured by overhanging edge



Toilet seat cushion

Order no. 30 10 50 2

- Made of soft PU foam
- Suitable for use on most toilet seats due to specially integrated overlap



Child toilet seat

Order no. 30 10 58 2

with armrests and backrest

Order no. 30 10 39 2 (up to 6 years of age)
Order no. 30 10 40 2 (up to 12 years of age)



Toilet armrests

Order no. 30 10 32 3

- with seat and lid
- Flip-up armrests
- Simple assembly (universal attachment)
- Completely replaces the existing system
- Minimum 160 mm between wall and toilet bowl

	Toilet seat raiser 4575, soft	Toilet seat cushion	Child toilet seat	Child toilet seat with armrests and backrest	Toilet armrests
Seat depth			330 (up to abduction wedge 280)	290 (up to abduction wedge 225) 330 (up to abduction wedge 280)	
Seat width in mm			330	270 / 330	
Width in mm	410	380	395	360 / 395	610 (outside) 490 (between armrests)
Depth in mm	420	430	470	290 / 470	
Height in mm			195	430 / 550	250 (armrests)
Increase in mm	110	35			
Back height			150	39.5 / 515	
Aperture dimensions	215 x 260 ¹⁾		170 x 220	140 x 180 / 170 x 220	
Colour	light grey	blue	blue	blue	white
Weight in kg	1.2	1.1			5
Load capacity in kg	120	130	50	50	130 (armrests: 75)

¹⁾ without aperture

DUBASTAR

DuBaStar shower chair with backrest

Order no. 30 16 71 2

+ Hygiene cut-away section and armrests included

+ Adjustment to four different heights



DuBaStar shower stool with backrest, folding

Order no. 30 16 72 2

- With hygiene cut-away section
- With armrests
- Adjustment to four different heights



DuBaStar shower stool with armrests

Order no. 30 16 70 2

- With hygiene cut-away section
- With armrests
- Adjustment to four different heights



DuBaStar bath board

Order no. 30 12 90 2 (69 cm)

Order no. 30 12 91 2 (74 cm)

- Elevated seating position
- Adjustable feet for a firm fit
- Seat surface with drainage
- Hand grip for more safety

	Shower chair with backrest	Shower chair with backrest, folding	Shower stool with armrests	DuBaStar bath board
Height	820 – 890 mm	820 – 890 mm	650 – 720 mm	
Seat height	460 – 530 mm	460 – 530 mm	460 – 530 mm	
Width	530 mm	530 mm	530 mm	690 mm 740 mm
Depth	530 mm	550 mm	440 mm	290 mm
Weight	3.4 kg	3.8 kg	2.5 kg	2.1 kg 2.4 kg
Max. load	120 kg	120 kg	120 kg	130 kg
Min. inside bath dimension¹⁾				480 mm

¹⁾ upper rim



DuBaStar bath seat

Order no. 30 16 74 2

- With hygiene cut-away section
- Adaptable to bath width



DuBaStar bath seat

Order no. 30 16 75 2

- With hygiene cut-away section
- with backrest
- Adaptable to bath width

Safety in the bath

With their high-grade bath aids, the DuBaStar and MoBaLux bath seat series meet the requirements of the Medical Aids Index (HMV). Their timeless, ergonomic design in white makes them a perfect fit for any bathroom, providing for an elevated position in the bath - the ideal aid for getting in and out of the bath safely and with little effort.

MOBALUX



MoBaLux folding shower seat

Order no. 30 13 97 2

- Appealing design
- Anti-slip seat
- Ideal for small showers
- Space-saving fold-up model

	DuBaStar bath seat	DuBaStar bath seat with backrest	MoBaLux folding shower seat
Height		360 mm	420 mm ¹⁾
Width	710 – 890 mm	710 – 890 mm	320 mm
Depth	400 mm	440 mm	800 mm (folded up) 370 mm (folded out)
Seat surface	400 x 400 mm	400 x 400 mm	
Weight	2.5 kg	3 kg	1.1 kg
Max. load	120 kg	120 kg	120 kg
Min. inside bath dimension¹⁾	480 mm	480 mm	

¹⁾ depending on assembly

STAINLESS STEEL GRAB HANDLES

Grab handle 5179

+ **For universal use:**
horizontally, vertically, diagonally



Grab handle, centre to centre 30 cm

Order no. 29 25 12 00 2

Grab handle, centre to centre 40 cm

Order no. 29 25 12 09 2

Grab handle, centre to centre 45 cm

Order no. 29 25 12 01 2

Grab handle, centre to centre 50 cm

Order no. 29 25 12 02 2

Grab handle, centre to centre 60 cm

Order no. 29 25 12 03 2

Grab handle, centre to centre 70 cm

Order no. 29 25 12 04 2

Grab handle, centre to centre 80 cm

Order no. 29 25 12 05 2

Grab handle, centre to centre 90 cm

Order no. 29 25 12 06 2

Grab handle, centre to centre 110 cm

Order no. 29 25 12 07 2

Grab handle, centre to centre 150 cm

Order no. 29 25 12 08 2

Grab handle 5179

Length	300 mm
	400 mm
	450 mm
	500 mm
	600 mm
	700 mm
	800 mm
	900 mm
	1,100 mm
	1,500 mm
Material	Stainless steel
Load capacity	100 kg

MORE
BATHROOM & TOILET
PRODUCTS AND
INFORMATION
AVAILABLE AT
—
WWW.MEYRA.COM



B
BATHROOM
& TOILET

IDEAL ROLLATOR

WITH
ROBUST
TUBULAR
STEEL FRAME



*Ideal rollator, silver
Order no. 30 61 98 2*

*Back strap
Order no. 29 61 98 02 1*

*Walking aid holder (additional)
Order no. 80 22 23 6*

THE STANDARD IN ITS CLASS

The standard steel rollator for indoor and outdoor use meets the requirements of the Medical Aids Index (HMV). The tubular steel frame gives the folding rollator great stability and sturdiness. Infinitely variable adjustment of the handle height enables individual adaptation to the height of the user, and the rheumatic/parking brake makes the rollator a safe companion.

Functions & Details

Incl. tray and basket



With pre-assembled walking aid holder



PU tyres



Rheumatic/parking brake

Specifications

Ideal rollator

Width	590 mm
Depth	570 mm
Handle height	790 - 970 mm
Seat width	390 mm
Seat height	620 mm
Size when folded	270 x 590 x 850 mm
Weight	9,9 kg ²⁾
Load capacity	130 kg
Colour	Silver
Weight	8,9 kg ¹⁾

¹⁾ without basket

²⁾ with basket

MORE
PRODUCTS AND
INFORMATION
AVAILABLE AT
—
WWW.MEYRA.COM



PETERMANN TRANSFER & REPOSITIONING AIDS


A wide range of transfer and repositioning aids MADE IN GERMANY. High-quality products for a wide range of applications to support people in need of care. Including sliding mats, sliding transfer boards, lifting slings, turntables, transfer sheets and much more. All aids are extremely durable and robust.




Sliding mats



Sliding transfer boards



Anti-slide cushions



Transfer sheets



Pull-up and lifting aids



Evacuation system

The Alpha programme

Outstanding benefits for more hygiene and patient safety:

- high load capacity up to 200 kg
- Textile sliding mats washable at up to 90° C
- Made in Germany
- TÜV tested quality

MORE
PRODUCTS AND
INFORMATION
AVAILABLE AT
—
WWW.MEYRA.COM

CATAPULT SEAT UPLIFT

- +** *Lifts 80 % of the body weight*
- +** *Assists in standing up*
- +** *Robust spring mechanism*
- +** *Anti-slip coating on the underside*
- +** *Configurable in five body weight classes*



*Catapult seat Uplift
Order no. 38 01 30 0
Order no. XXL 38 01 30 1*

	Catapult seat Uplift	Catapult seat Uplift XXL
Seat height	+ 25 mm	+ 100 mm
Seat surface	400 x 450 mm	400 x 450 mm
Max. load	100 kg	160 kg
Body weight	43, 55, 68, 82, 100 kg	90, 115, 130, 160 kg
Weight	3.7 kg	3.7 kg

1.200

LUMBAR SUPPORT & ARTHRODESIS CHAIR

ALSO
AVAILABLE WITH
**ARTHRODESIS
SEAT**



Order no. 1.200

MODERN OFFICE SWIVEL CHAIR WITH LUMBAR SUPPORT OR ARTHRODESIS SEAT

The range of options meets all requirements for optimum ergonomics in the workplace. These include individually adaptable components for body-contoured sitting, synchronous mechanism for dynamic sitting, back pressure adjustment, ergonomically shaped seat and back section. Relieving lumbar support, various armrest options, a headrest and different seat heights are optionally available. Attractive fabrics and colours round off the programme.



Cruciform base

- Good foot space
- Optionally available in aluminium black or aluminium silver
- Extra large rollers with 60 mm diameter can easily move across slightly uneven surfaces
- Also available in plastic or aluminium, black

Rollers

Available:

- for carpet flooring with brake locking (also available without locking)
- for hard floors
- for hard floors with brake locking
- without rollers, as carpet gliders



Armrests

Width adjustment not possible with arthrodesis chair

Armrest 4403 (centre)

Not adjustable

Armrest 4408 (top left)

Height and width adjustable

Armrest 4411 (top right)

Height and width adjustable (not suitable for arthrodesis chair)

Armrest 4412 (bottom left)

Height, width and depth adjustable, swivelling

Armrest 4418 (bottom right)

Height, depth and width adjustable



Backrest design

Schukra backrest

- Ergonomically shaped
- Easy back height adjustment while seated
- Back pressure adjustment, adaptable to upper body weight
- Permanent contact between back and backrest
- Optional: Lumbar support (Schukra) for additional support of the spine
- Optional: Headrest

Specifications

CONFIGURATION MADE EASY

The order form for this product can be found at www.meyra.com

Seat cushion depth	460 mm
Seat cushion width	490 mm
Diameter cruciform base	720 mm
Backrest height	500 – 570 mm
Back width, bottom	460 mm
Load capacity	120 kg
Seat height (lifting range of gas spring column)	440 – 530 mm 480 – 580 mm 560 – 690 mm 630 – 830 mm
Distance seat/armrest	140 – 240 mm
Width adjustment armrests	40 mm

Cover material Textile	Cover material Imitation leather	Cover material Cowhide nappa leather
Black 4038	Black 4061	Black 4050
Mid blue 4058	Blue 4063	
Blue 4059	White 4060	
Grey 4056		
Green/turquoise 4057		
Red 4055		
Yellow 4054		

1.100

THERAPY & WORKING CHAIR MATRIX

THE CLASSIC,
AMONG THE
WORKING CHAIRS



Order no. 1.100

EXTREMELY FLEXIBLE

Thanks to the modular system, the therapy and working chair MATRIX offers many advantages in terms of its vast adaptation range. Different seats and back shapes enable ergonomic sitting and working, and provide optimum support for the back. The arthrodesis seat is adjustable on both sides. Options such as a foot ring or central locking brake enhance everyday use.



Armrests

- Armrests height and width adjustable
- Armrests swivel back as option (use of pelottes not possible)
- Various armrest cushions
- Straight form for use with therapy table
- Armrest in cover colour, pleasantly soft padding (see above)
- Curved shape



Legrests

- As standard without legrests
- Upper parts of legrests fixed or angle adjustable
- Detachable legrests swing-away inwards and outwards
- With legrests additional length adjustment of 10 cm to thigh length
- Lower legrest with two-piece plastic footplate, 4 cm depth adjustable
- Alternatively folding foot ring (see above)



Optional accessories



- Headrest height, angle and depth adjustable
- Pelottes (pair)
- Acrylic therapy table (see above)
- Side padding (pair)
- Electrical switch mounted on armrest, right or left
- Brake lever extension

Specifications

Seat surface one-piece or two-piece (arthrodesis seat)	400 x 430 mm 450 x 460 mm 480 x 480 mm
Manual seat tilt with fixation	+ 8° forwards - 4° backwards
Seat height taking account of user weight (manual: 50 – 100 kg, 100 – 125 kg, 160 kg; electrical: up to 160 kg)	manual: 460 – 610 / 490 – 690 mm electrical: 450 – 650 / 410 – 560 mm
Backrest	400 x 420 mm (Ergo) 430 x 520 mm (3D incl. headrest) 430 x 520 mm (Medic) 400 x 320 mm (Standard, short)
Base width	X base: 465 mm H base: 450 mm
Base depth	X base: 515 mm H base: 515 mm
Wheels, smooth running, sealed bearing	100 mm / 125 mm
Brakes	Manual, lever left or right

Cover material
Soft leather
Imitation "Bison"

Cover material
Velour
"Trevira CS"
Flame retardant

 taupe	 anthracite
 blue	 blue
 bordeaux	 bordeaux
 black	 black

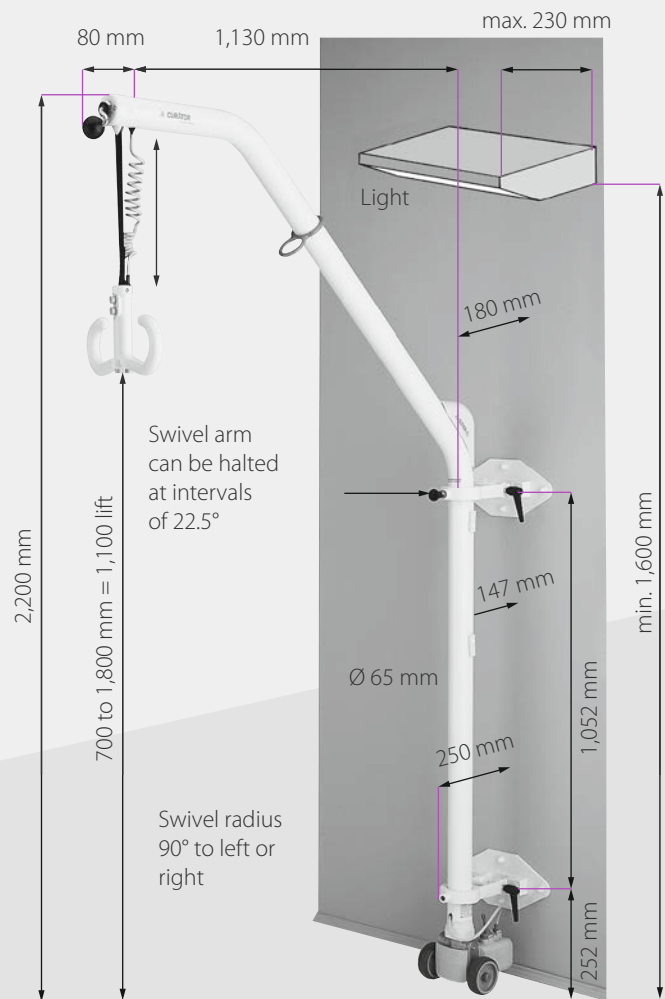


CONFIGURATION MADE EASY

The order form for this product can be found at www.meyra.com

CURATOR WALL AND CEILING HOIST

**VERY
ROBUST
POWERFUL
MOTOR**



Curator wall hoist, without wall bracket
Order no. 37 10 00 0

Curator wall bracket (pair)
incl. fitting kit (all-round)
Order no. 37 00 06 0

Curator wall bracket (pair)
incl. fitting kit (one side, drywall)
Order no. 37 00 06 1

Curator wall bracket (pair)
incl. fitting kit (both sides, drywall)
Order no. 37 00 06 2

Curator wall bracket (pair)
incl. fitting kit (concrete)
Order no. 37 00 00 1
Replacement dowel
Order no. 37 00 00 2

Spacer 10 mm
Order no. 37 00 04 1


Spacer 20 mm
Order no. 37 00 04 2
Spacer 40 mm
Order no. 37 00 04 3

Spacer 80 mm
Order no. 37 00 04 4

Spacer 100 mm
Order no. 37 00 04 5

TWO HOISTS IN ONE

The Curator wall hoist relieves the burden on the nursing staff and can be operated independently by the patient. The hoist has a large swivel range, can bear loads of up to 140 kg and above all can be used in small rooms to save space. Various lifting slings for different uses round off the product.



Curator floor to ceiling support

Order no. 37 00 05 6

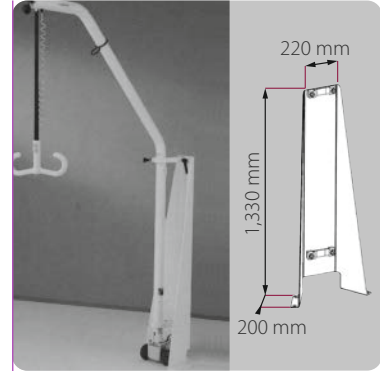
- For safe hoist stand away from the wall
- Clamp design
- For room heights 2.30 - 3.10 m
- For mounting to floor and ceiling without the use of tools (tightened by turning the inner tube)
- Weight approx. 32 kg



Curator floor to wall support

Custom design

- For safe hoist stand at the wall
- Fixed mounting on wall
- Made to measure



Curator free stand

Order no. 37 00 05 5

- For safe hoist stand away from the wall
- Fixed mounting on floor
- User-friendly
- Max. load depending on floor construction 140 kg

Specifications

Curator wall and ceiling hoist

Lifting capacity	140 kg
Lifting speed	approx. 20 mm / sec.
Drive	Power motor 230 V/50 Hz; 180 W; 0,8 A
Activating time	1 min. / 9 min.
Protection class	IP 56
Electr. connection	3.5 m cable to socket 230 V / AC 50 Hz
Control	Pneumatic button in the handle
Material	Stainless steel or aluminium
Carriers	Wear-resistant belt
Surface	Powder coating
Colour	Pure white RAL 9010
Weight	approx. 20 kg

CURATOR ACCESSORIES



Curator Universal lifting sling Mesh

Order no. 37 00 00 4
Order no. 37 00 00 6 (with headrest)

- For wet room use
- Headrest (optional)
- Durable and easy to clean



Curator Universal lifting sling

Order no. 37 00 00 3
Order no. 37 00 00 5 (with headrest)

- For dry room use
- Headrest (optional)
- Durable and easy to clean

Curator hand switch

Order no. 37 00 05 8



Curator toileting belt

Order no. 37 00 05 9

- For patients with stability in the neck and shoulder region
- Buttocks not enclosed (for intimate hygiene)
- Chest fastener for secure hold, padded back and armpit region



Curator lifting strap Combination, three-piece

Order no. 37 00 00 7

- For wet room use
- Flexible use
- Durable
- Easy to clean

	Curator Universal lifting sling mesh/ with headrest	Curator Universal lifting sling/ with headrest	Curator Toileting belt	Curator Lifting strap combination, three-piece
Material	Polyester	Polyester/cotton	Polyester/cotton	Polyester
Colour	white/blue	blue	blue	white/blue
Lifting capacity				175 kg
Use	Wet room	Dry room		Wet room



DAILY LIVING AIDS



Finger splint 23

Order no. see table below

- Aluminium
- With foam pad (PU foam)
- Can be cut to the required length
- Individually malleable
- Can be fixed with adhesive plaster or bandage



Form splint 24

Order no. see table below

- Aluminium
- With foam pad (PU foam)
- Can be cut to the required length
- Individually malleable
- Can be fixed with adhesive plaster or bandage



Turntable 6895

Order no. see table below | HMV 22.29.01.0004

- Ideal for mobile nursing staff
- Non-slip surface
- High strength
- Water resistant



Handi-Grip

Order no. see table below

- Ergonomically shaped handle
- for limited finger/hand function
- Special rubber coating
- Suitable for dressing/undressing
- Pull and twist head
- Very light



Stocking pullers

Order no. 30 30 05 2 | HMV 02.40.01.2006

- Helps in pulling on nylons and knee-length stockings
- Relieves strain on the back

MORE
DAILY LIVING
PRODUCTS AND
INFORMATION
AVAILABLE AT
WWW.MEYRA.COM

	Finger splint 23		Form splint 24		Turntable 6895	Handi-Grip	
		Order no.		Order no.	Order no. 30 71 16 2		Order no.
Width	12 mm 18 mm 25 mm	80 80 71 3 80 80 72 1 80 80 73 9	80 mm		330 mm		
Height	6 mm		6 mm		20 mm		
Length	500 mm		400 mm 550 mm 800 mm	80 80 74 7 80 80 75 4 80 99 09 3		650 mm 800 mm	30 71 90 2 30 71 90 3
Depth					380 mm		
Weight					1.2 kg	0.23 kg 0.35 kg	
Footprint					Ø 330 mm		
Load capacity					100 kg	2 kg	
Colour					Black / white	black / blue	
Grabber opening						60 mm	
Handle length						100 mm	
Grabber						rotatable by 90°	

SLIP BAG

Standard slip bag


Order no. 30 75 90 2

- + Good fit**
due to body shape in the leg
and foot region
- + U shaped zip**
- + Faux fur lining and
water-repellent
nylon fabric**
- + Dry cleaning or
machine wash 30 degrees**



Standard slip bag

Width	450 mm
Length	1,450 mm



Issue 2024/01

MEYRA GmbH Meyra-Ring 2 | 32689 Kalletal-Kalldorf | Germany
info@meyragroup.com | Tel.: +49 5733 922 - 0 | Fax: +49 5733 922 - 9311 | www.meyra.com
2024-01 We reserve the right to make technical modifications to our products, and assume no liability for printing errors or variation in colour in our printed matter.
Ident-Nr. 261 504 901

Picture credits: Page 1, 28 © "gradyreese" – istockphoto.com; Page 2 © "FredFroese" – istockphoto.com;
Page 7 © "jd-photodesign" – stock.adobe.com; Page 13 © "Solid photos" – stock.adobe.com;
Page 25 © "FredFroese" – istockphoto.com