




03

CODE 325




07

CODE 154



07

CODE 143



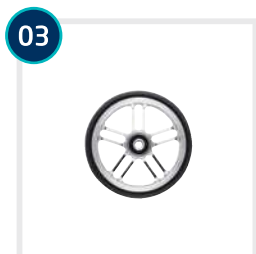
07

CODE 161



07

CODE 645



03

Artikel 1072386




07

CODE 651



07

CODE 848




07

CODE 695




07

Artikel 1068705



07

Artikel 1068965



07

Artikel 1068713



07

CODE 849



08

CODE 850



08

CODE 853



12

CODE 238



12

CODE 814



13

CODE 21



13

CODE 81



13

CODE 84



13

CODE 100



13

CODE 107



13

CODE 748



14

CODE 52/4507/4508



14


CODE 93/759/760



14


78°

CODE 293




14

CODE 92/757/758



15

CODE 54



15

CODE 87



15

CODE 798



15

CODE 808

06 Antriebsradposition horizontal (Schwerpunkteinstellung) bestimmen

FAHRERTYP	PASSIV	MITTEL		AKTIV
Position	A	B	C	D
Distanz * in mm	25	40	55	70

* Messverfahren: Mitte Rückenrohr bis Achsmitte in mm